



Shown in treatment height with back style A (610), two tone vanity panel, USB charging port, heat + massage, and fold-away table

Curated for the highest quality of care and aesthetic, the Alō combines form + function to create a stunning selection for any healthcare facility. Completely customizable, the Alō offers premium selections as standard features, allowing maximum flexibility to design the look you need without sacrificing acute functionality. Powered recline, heat + massage, and USB charging port provide modern conveniences and comfort for patients during treatment. Available in two working heights (*treatment* and *recovery*) to accommodate any patient seating need.

## STANDARD FEATURES

Manual or powered recline
Swing-away arms
Trendelenburg
Vanity panel selection †
Side table (choice of 2 table styles)
Retractable foot tray
Push handle
Wall-hugger mechanism (infinite recline positions)
Quick-release seat
4" dual thermoplastic casters

† Not available with Tuxedo style



Swing-away arms  
open to 180°



Manual release lever or  
hand-held power remote



Removable seat for  
easy disinfecting

### 1 ► CHOOSE SEAT HEIGHT



STRAIGHT

WINGBACK

B

TREATMENT HEIGHT

RECOVERY HEIGHT

### 2 ► SELECT BACK STYLE



## STANDARD COVERINGS


 All standard covering selections are Greenguard certified

‡ Iridescent sheen




**SAND DOLLAR**

POLYURETHANE




**VERDITE**

POLYURETHANE




**LUCID**

POLYURETHANE



**BALLAD**

POLYURETHANE



**DOLPHIN\***

VINYL



**PEARL\* ‡**

VINYL




**STONE\***

VINYL




**MILIEU\* ‡**

VINYL




**SAGE**

POLY/SILICONE



**RAIN**

POLY/SILICONE




**GRAPHITE**

POLY/SILICONE



**BEACH**

POLY/SILICONE



**OCEAN**

POLY/SILICONE

## 5 ► ADDED CUSTOMIZATION

### BODY OPTIONS ◇

Black arm caps

USB charging port (right side, power chairs only)

Second side table

Central-locking casters

◇ Additional charges apply.



Central-locking casters



Black arm caps



USB charging port (power chairs only)



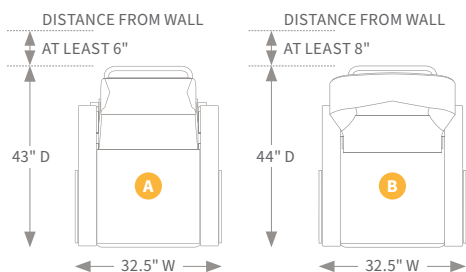
Second side table

# treatment height

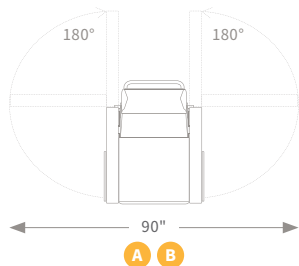
## SPACE REQUIREMENTS

STANDARD  
MODEL

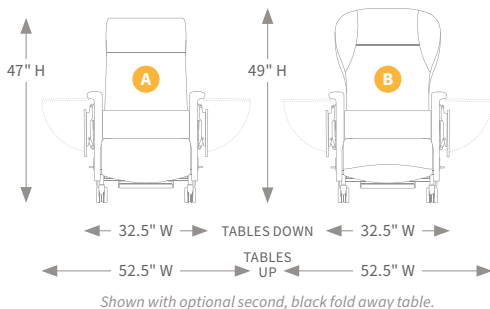
### TOP VIEW



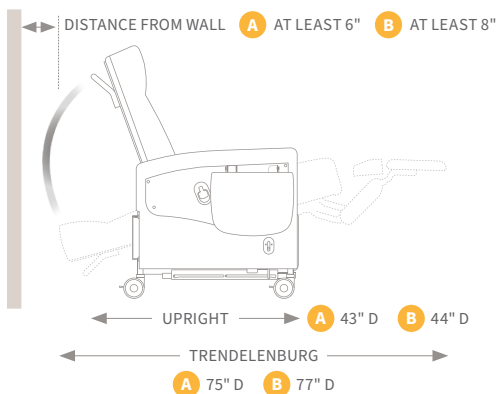
### TOP VIEW WITH SWING-AWAY ARMS



### FRONT VIEW



### SIDE VIEW



## SPECIFICATIONS

A 610 | 61P

B 63P

Powered recline		✓	✓
Manual recline	✓		
Weight capacity	300 lbs		300 lbs
Back style	Straight		Wingback
Back height (from floor/from seat)	47"/ 29"		49"/ 31"
Overall width*	32.5"		32.5"
Seat width	23"		23"
Seat height/depth	24.5"/ 20.5"		24.5"/ 20.5"
Arm height (from floor, highest point)**	29"		29"
Overall upright depth (with handle)	43"		44"
Dual thermoplastic casters (diameter)	4"		4"

\*Measured with two black fold-away tables.

\*\*Add 1" for model without arm caps