

Bed pan and collection container not included.

Product Description:

- Bedpan/Urinal Dispenser
- Holds standard size and most bariatric bedpans, fracture pans, urinals, and specimen collection containers (hats)
- Keyholes for wall mounting
- Quartz Beige Powder-Coated Aluminum

Primary Area for Product Usage:

- All restrooms in patient care areas

Dispenses:

- One bedpan up to 12.17"W x 16.00"H x 3.94"D (30.9 cm x 40.6 cm x 10.0 cm)
- Up to two urinals with handle sizes up to 3.35" x 1.50" (8.5 cm x 3.8 cm)

Package Specifications:

- Package Quantity: 4 per case
- 16"L x 12"W x 12"H (40.6 cm x 30.5 cm x 30.5 cm)
- 9.0 lbs (4.1 kg) - approximated

Product Specifications (overall external dimensions):

- 12.33"W x 12.00"H x 4.66"D (31.3 cm x 30.5 cm x 11.8 cm)
- 1.9 lbs (0.8 kg) - approximated

Mounting Specifications:

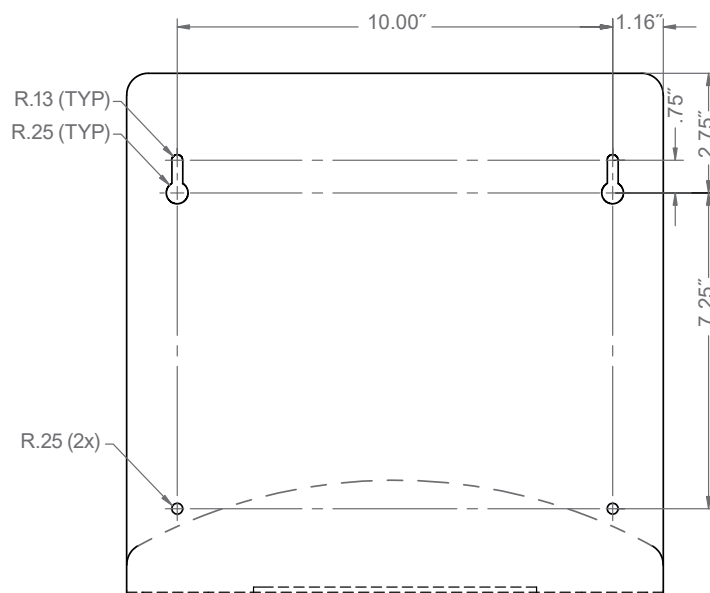
Alternative Uses:



Urine Collection Container (Hat) and Standard Urinal

Oversized Bedpan and Standard Urinal

Fracture Pan and Standard Urinal



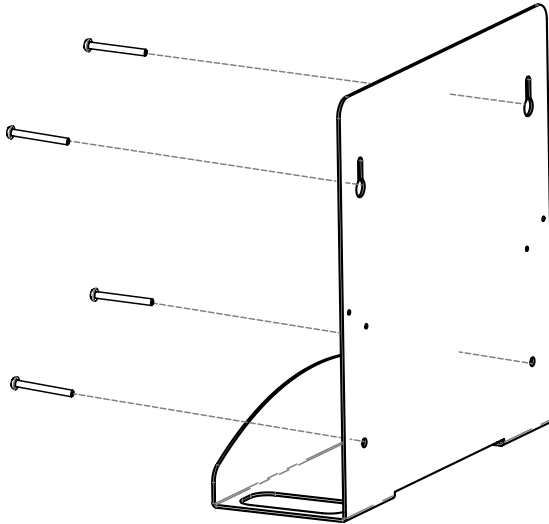
Bedpan/Urinal Dispenser

Installation Instructions/Characteristics & Care

Installation

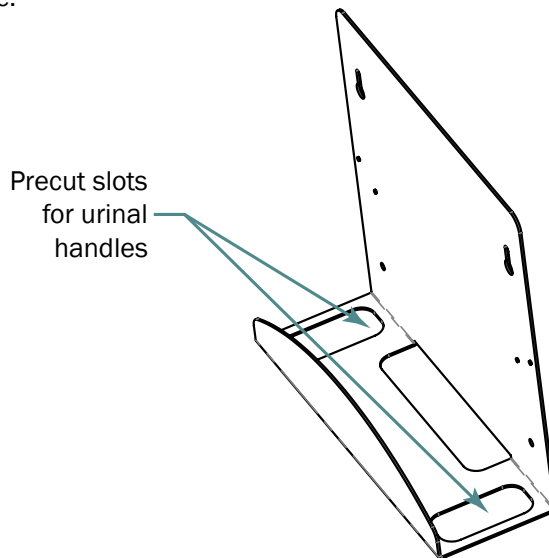
Always mount dispensers securely *prior* to loading with product.

- Mount securely to a wall with screws approved and supplied by building maintenance.



1

- Hang up to two urinals by their handles in the holes on opposite sides of the dispenser base.



2

Parts included:

- Dispenser

Tools Required:

- No tools required to assemble dispenser

Care and Construction

Powder-Coated Aluminum

Material Characteristics

Designed for Long-Term Use

Our Powder-Coated Aluminum dispensers resist corrosion, chipping, and flaking. It is lightweight, yet high in strength. This material will provide long-lasting products that hold up well, even in tough environments.

Powder-Coated Aluminum is ideal for dispensers used in a healthcare or industrial settings. It is impact resistant and is not affected by extremes in temperature.

Powder-Coated Aluminum is clean, bright, and attractive; it creates a professional appearance.

Care and Cleaning

For best results, clean by washing the surface with a diluted solution of a mild, non-abrasive detergent in cold or warm water and a non-abrasive cloth. Standard hospital cleaning supplies can be used. Dry with a soft cloth. Do not use any solvent-based materials, abrasives (e.g. Scotch-brite, steel wool), or apply excessive force during cleaning.